



Emergency Training - CERT

## Tier Two - Joint Effort City provides:

- ▶ Comprehensive 9-week course
- ▶ Available on-line
- ▶ Periodic hands-on training
- ▶ Minimal or no cost

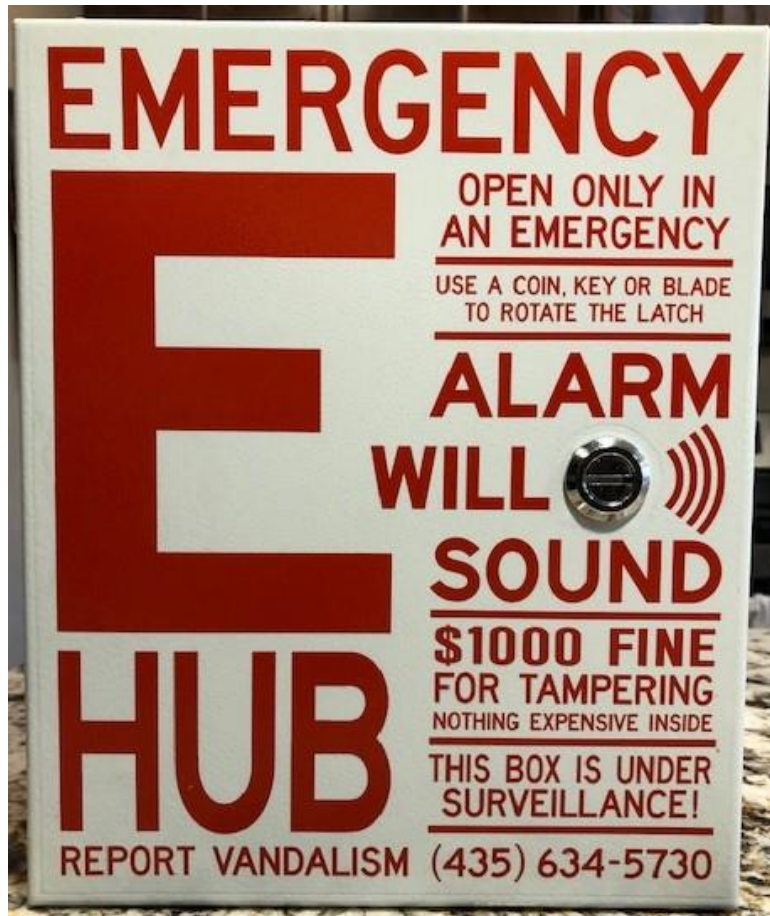


## Tier Two - Joint Effort

City provides:

- ▶ Emergency Preparedness Seminars
- ▶ Taught by local experts
- ▶ Various emergency topics
- ▶ Latest information
- ▶ No charge

# City provided and maintained Disaster HUB Boxes




Located on a post in each zone

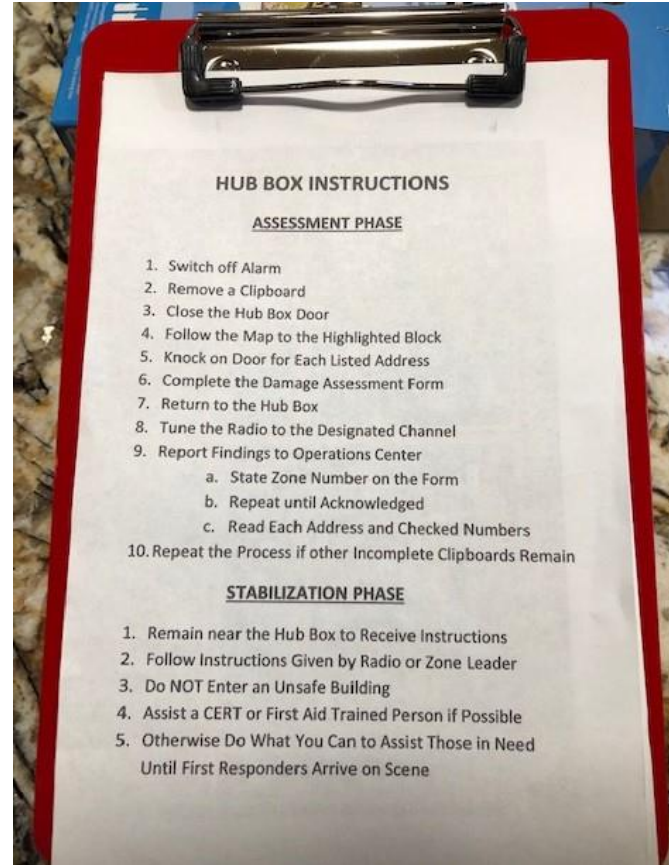


walkie talkie radio, alarm, red clip board, pencil and a Rapid Disaster Assessment Kit - various assessment forms

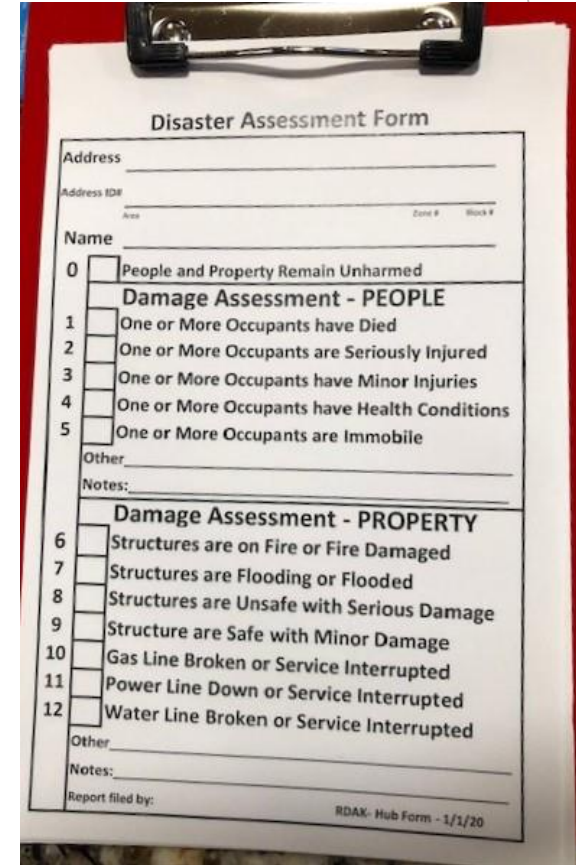
# City provided and maintained Rapid Disaster Assessment Kit (RDAK)



Block map



Instruction sheet



Assessment forms



# Role of Area Coordinator

## Pre-Emergency Event

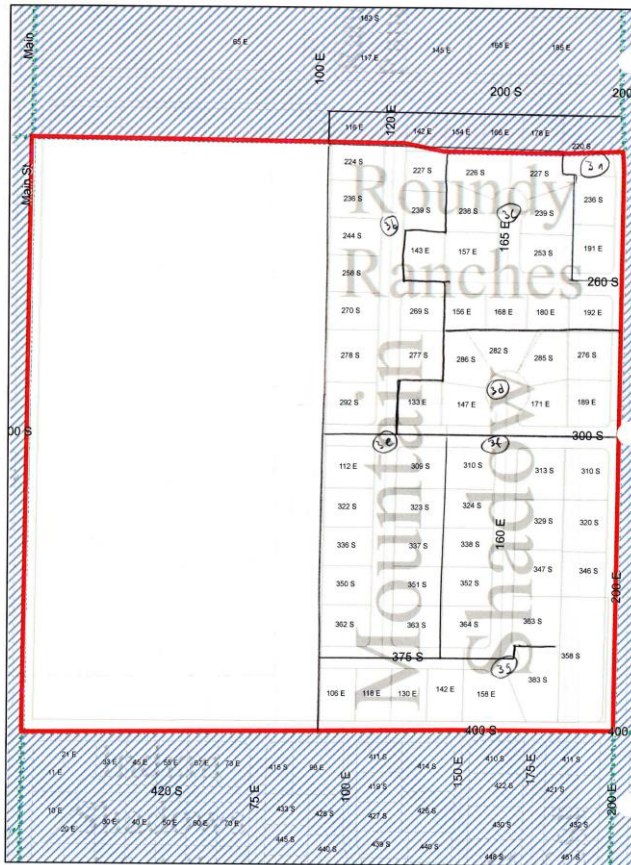
- ▶ Provides training for Zone Leaders on how to use:
  - a. walkie talkie radios
  - b. RDAK - Assessment forms
  - c. HUB Box
- ▶ Trains the Zone Leader on how to train the Good Neighbors
- ▶ Conducts communications exercises with Zone Leaders
- ▶ Provides Zone Leaders with replacement assessment forms and supplies for HUB boxes

## During Emergency Event

- ▶ Receives disaster assessment reports from Zone Leaders via walkie talkie radios
- ▶ Relays disaster assessment information received from Zone Leaders to the Emergency Operations Center via public - safety radios

# Zone Leader

With the assistance of the Area Coordinator



TS-03 Mountain Shadow

- ▶ Organizes each Zone into neighborhood 'Blocks' of 8-12 homes
- ▶ Identifies & trains 'Good Neighbors' (GN) in their duties
- ▶ Provides training on proper use of:
  - a. walkie talkie radios
  - b. RDAK - Assessment forms
  - c. HUB Box

# Role of Zone Leader

## Pre-Emergency Event


- ▶ Gets to know the Good Neighbors (GN)
- ▶ Receives, shares and organizes information with GN's
- ▶ Keeps the HUB Box operational and the Rapid Disaster Assessment Kits (RDAK) up to date
- ▶ Conducts radio training exercises
- ▶ Communicates with the Area Coordinator and GN's using walkie talkie radios
- ▶ Provides encouragement and assistance to GN's

## During Emergency Event

- ▶ Receives assessment information gathered by GN's
- ▶ Provides up-to-date information to GN's on current emergency situation
- ▶ Communicates the assessment information with the Area Coordinator using a walkie talkie radio

# Good Neighbor (GN) - (formerly known as: Block Captain)

Sample Block



Ivy Place

- ▶ GN - Resident of the Block
- ▶ Acts as Neighborhood Representative

# Role of Good Neighbor

## Pre-Emergency

- ▶ Gets acquainted with the neighbors living on the block
- ▶ Visits neighbors in their homes and builds rapport
- ▶ Invites neighbors to emergency preparedness seminars
- ▶ Surveys neighbors to assess useful skills, resources, and any special needs, i.e. oxygen, electricity, medical needs, etc.
- ▶ Communicates any special needs to the Zone Leader
- ▶ Maintains records

## During Emergency

- ▶ Performs an assessment using the Assessment Form located in the Rapid Disaster Assessment Kits (red clipboards) in the HUB Box
- ▶ Files assessment reports of each house via walkie talkie radio to the Zone Leader
- ▶ Assists in the assessment of other blocks as needed